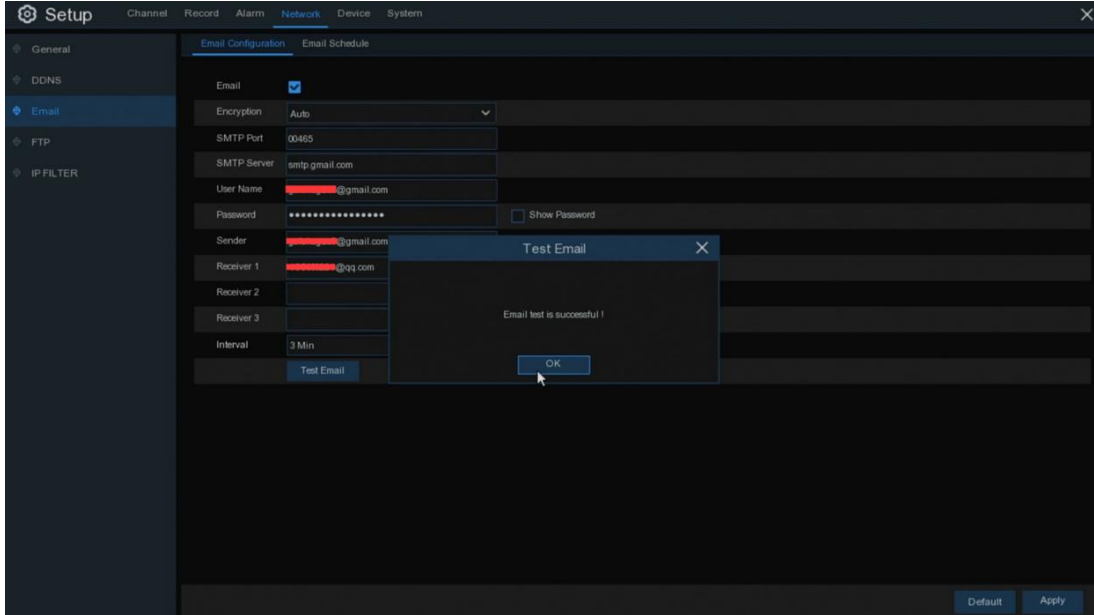


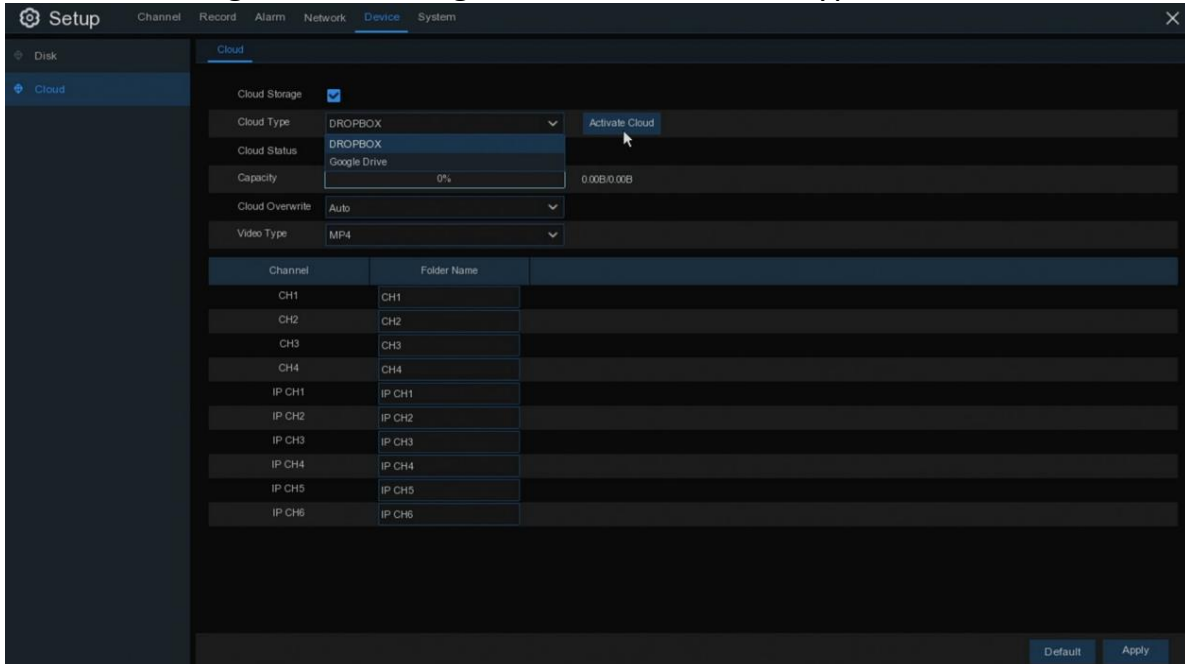
# Instruction guide of DVR NVR Cloud Storage

1, Make sure the device's network is available to text email successfully before enabling Cloud Storage.

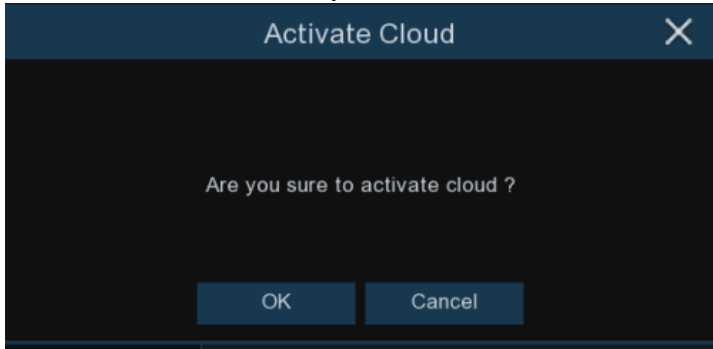


2, Here an example of dropbox.

Go to "Setup—Device—Cloud", enable Cloud Storage with "v", click "Apply" to save the setting after choosing "DROPBOX" in Cloud Type.



3, Choose "OK" after you Click "Activate Cloud".



4、 Then you can see the prompt as following and you need to activate it in email within 3 minutes.



5、 It will show you a security warning when you click the link in the email, please choose "allow".



6、 Then input your Dropbox account and password (which you registered in Dropbox official website)

登录 Dropbox 以关联“DVRCloudStorage”

 使用 Google 帐户登录

或

本页面由 reCAPTCHA 提供保护，并受 Google [隐私政策](#)和[服务条款](#)的制约。

[忘记密码？](#)

7、 After login, you need to input the IP address and web port as following, then click "Authorize".

Dropbox needs to be activated for this device. Please make sure the PC is on the same network as the device and enter the local IP address of the device below. The IP address can be found in the Network section of the device settings.

IP Address


Port

← DVR内网的IP和web端口

8、 It will pop-up a window to let you input the device's user name and password .

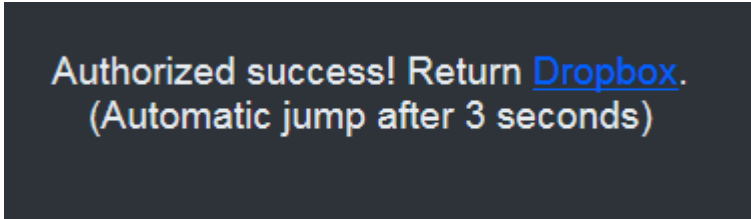
Windows 安全

服务器 172.16.2.88 将要求你输入用户名和密码。服务器报告它来自 device。



记住我的凭据

Dropbox created successfully if you see this reminder, it will jump to Dropbox page after 3 seconds.



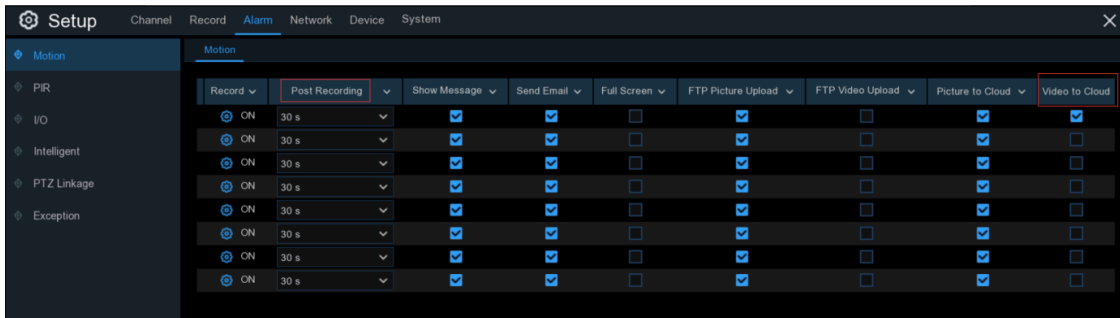
9、 Back to Dropbox,it will have a folder named with device type+MAC addressin my folder as following.

( Attention: It won't have this folder if no HDD in device or HDD unformatted;It won't be automatically created and upload pictures only when the device connected to the HDD and formatted )



Note:

★Cloud storage only support uploading images be default, no video. You need toV the channel to upload the video in alarm menu as following; the duration of video uploaded can be 30S,1Min,2Min and 5Min, 30S by default。 Currently, it can support only 2 channels video to cloud at the same time.



★The formats of video to cloud can be RF,AVI,MP4.

